



**Reducing energy wastage
with our customer portal**



CONTROL
ENERGY COSTS



Welcome to CECIL

CECIL is our client portal which provides our clients with full and detailed access to all energy data across electricity, gas and water, including contracts, billing and usage – all in one place.

Whilst CECIL has been operational for a number of years, we have completely redesigned and rebuilt the portal, adding in a huge raft of additional data and functionality for clients to easily and proactively manage their energy account all in one place.

We have an ongoing development roadmap for CECIL and will continue to release updates.

Let us take you on a tour of how the new CECIL will support you.

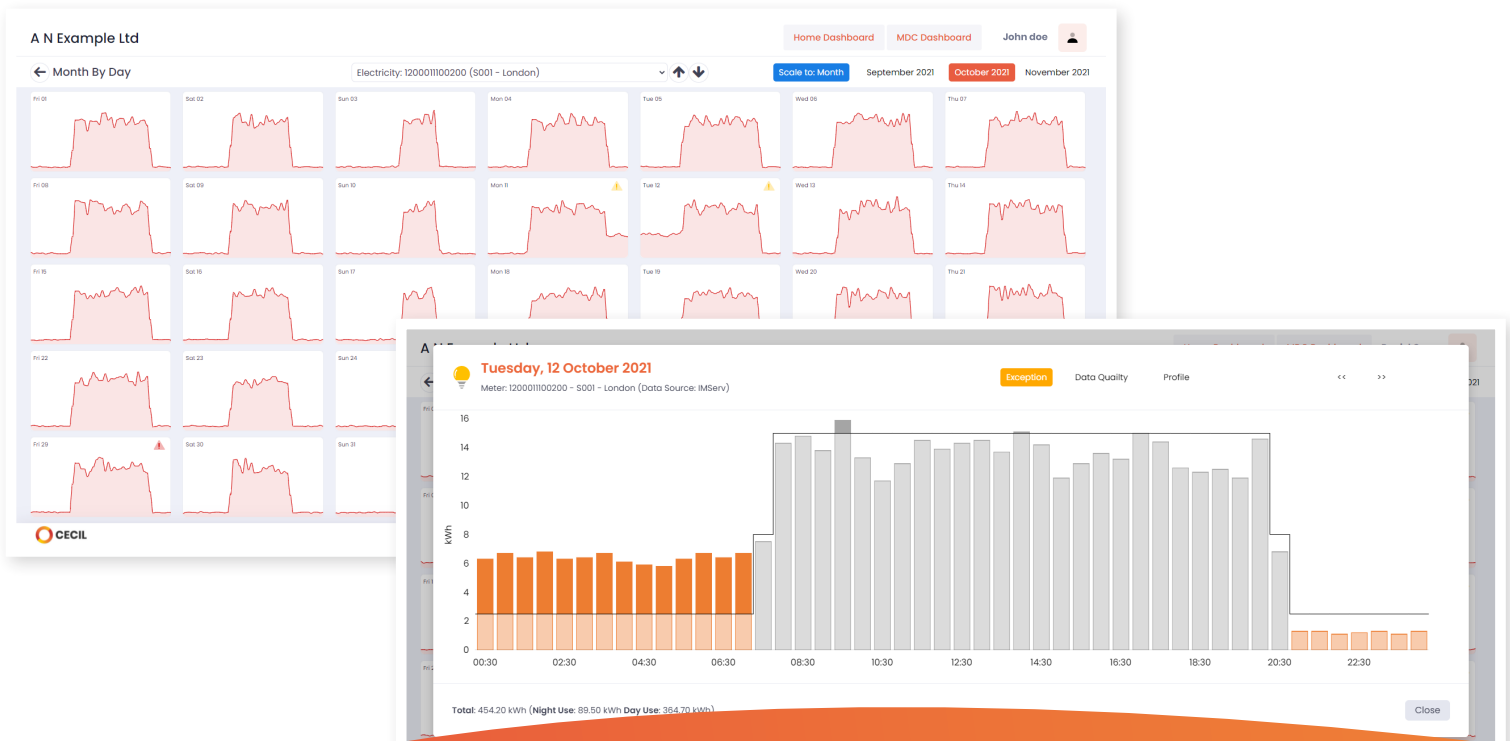
How CECIL supports your business

- Exception reporting and alerts so you can act quickly to address wastage and reduce your energy spend
- Invoice validation by us to check the accuracy of your bills and consumption data, and resolve any anomalies
- Customised reports to provide the management information in the format you need
- The ability to manage all your utilities at every level in one place, right from a helicopter view down to a single meter
- Support for your net zero journey through data and information

“We have been working with Control Energy Costs on their portal to create a bespoke suite of reports we can use to manage and monitor our utility consumption. Their team has been fantastic; we have made some tweaks, amends and developments to the reports and they have always been supportive and adaptable to enable us to achieve exactly what is required for our business.”

– Graeme Dick, Head of Facilities
Total Fitness

totalfitness

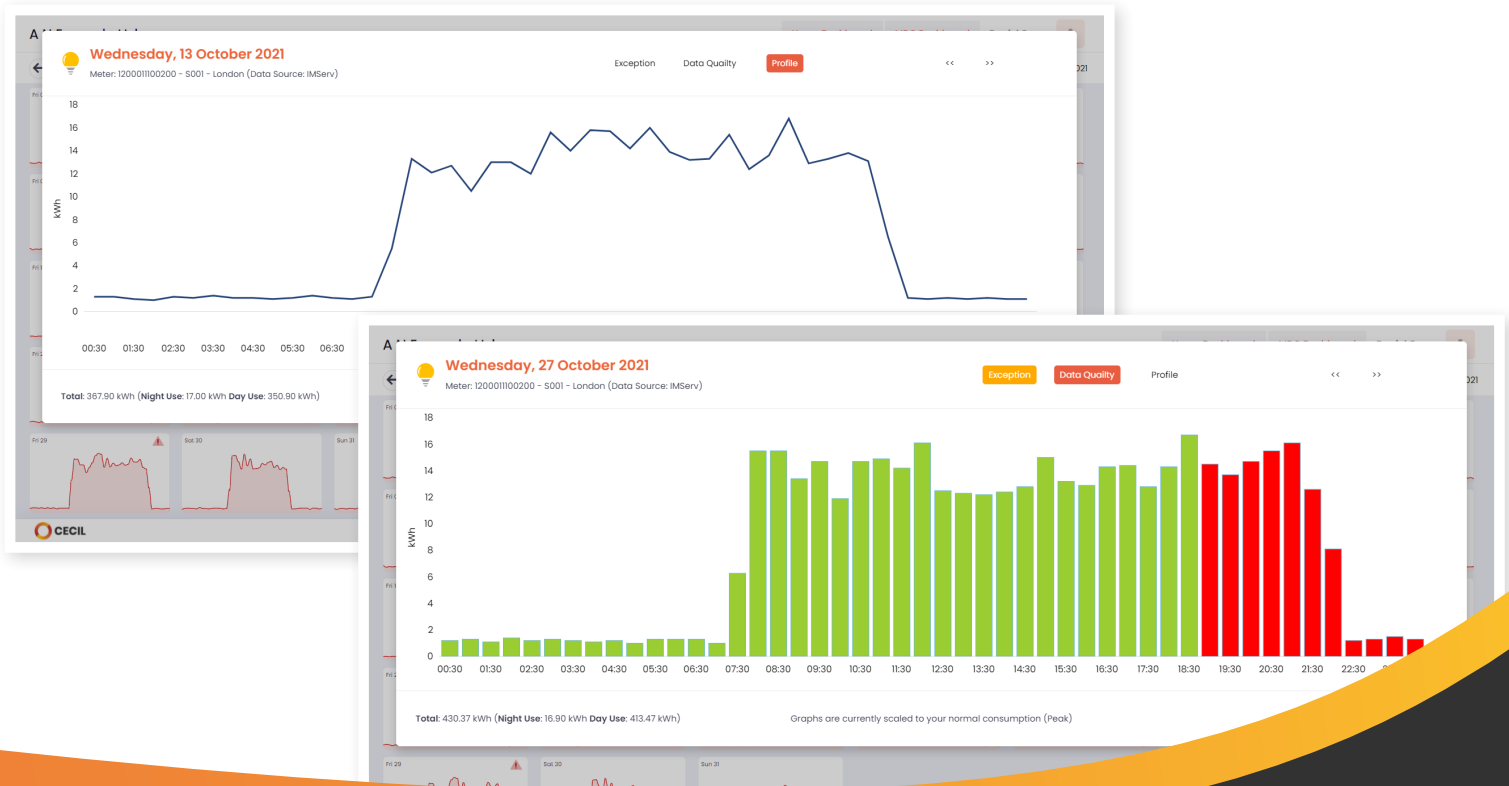


Exceptions reporting and alerts

Exception reporting allows you to pick up on anomalies as soon as possible, to reduce wastage and educate your staff on energy efficiency.

Removing wastage is the easiest way to save money on your energy and water bills. It also supports your energy efficiency and green/environmental, social and corporate governance (ESG) credentials.

Say, for example, that one of your sites closes at midnight but is using a high level of energy or water throughout the night, you can use the system to make sure the team knows to check everything non-operational is switched off or turned down before locking up and receive alerts when that doesn't happen.



Effective reporting

You have full control over what alert notifications you set up and when you want to receive them. You can make it as granular as you want.

For example, if your site has on site renewable generation of some kind, you can set up an alert to let you know when the site switches to the grid for power.

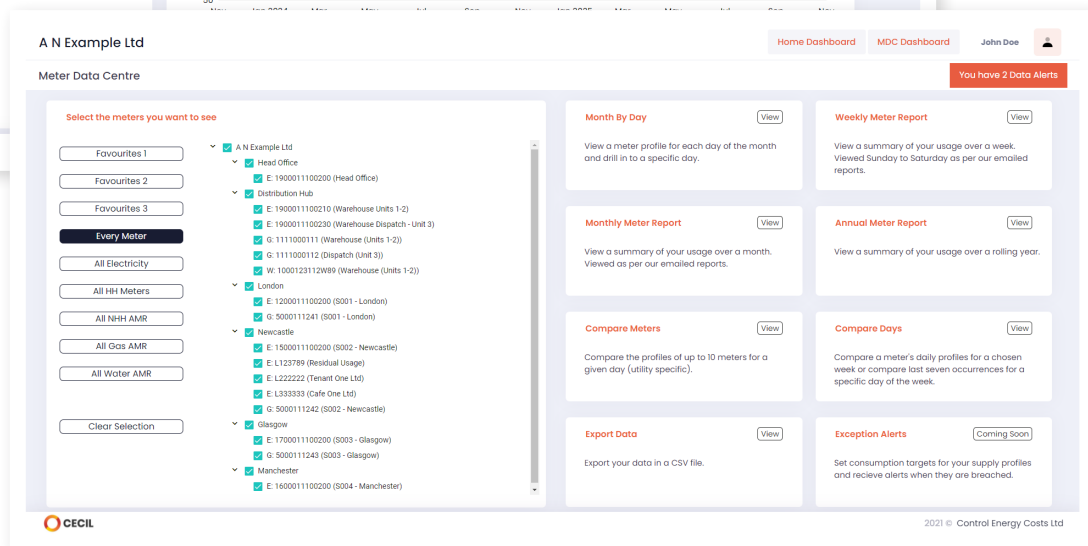
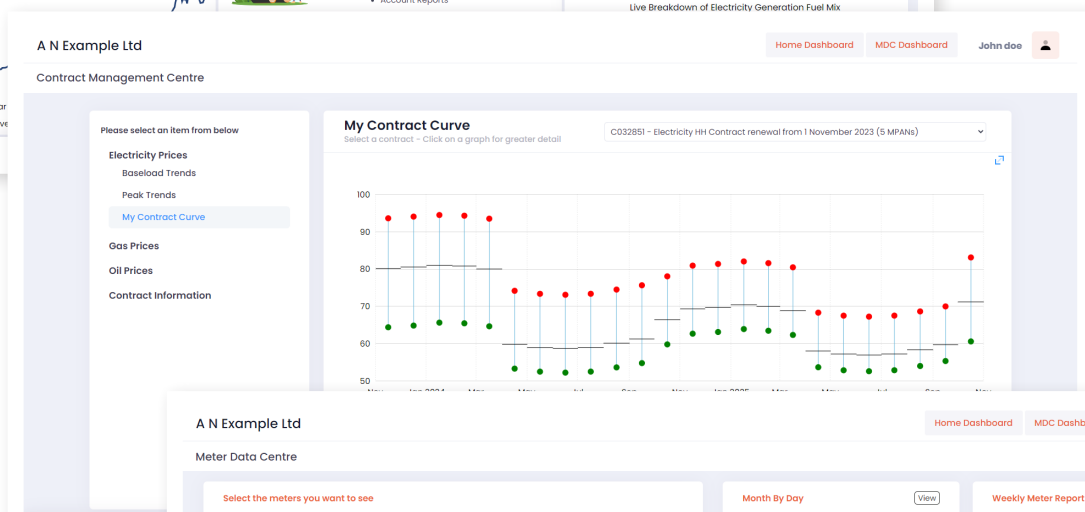
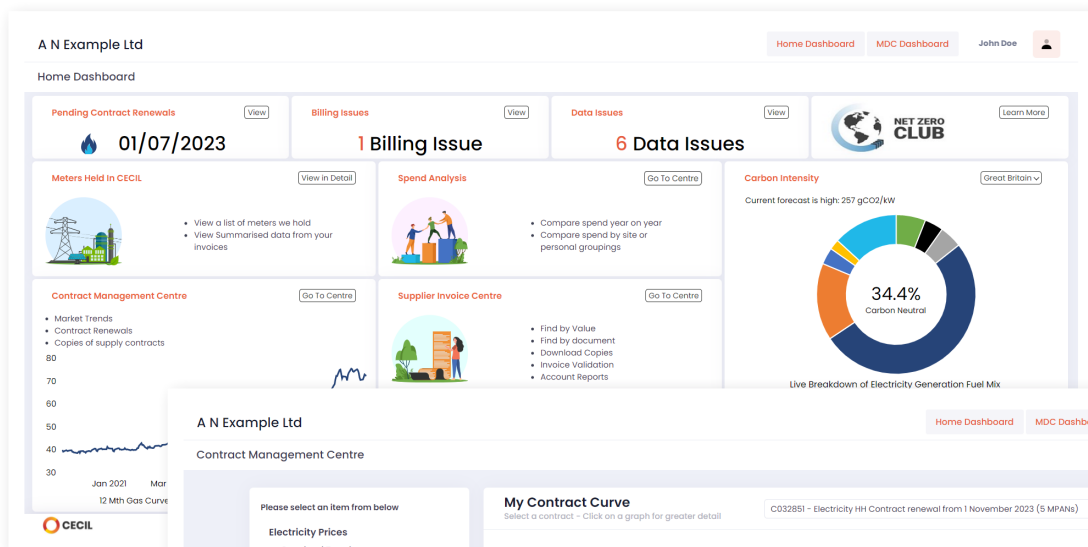
You can give each site access into the MDC (our Meter Data Centre), so the team can also view usage and receive alerts.

Dashboard

The dashboard gives you an “at a glance” view of the status of your account, highlighting any data or billing issues, as well as contract renewals, so you go straight to any areas that need addressing.

- **Pending contracts** – check out renewal dates and the current market position for each of your upcoming supply contract renewals
- **Billing issues** – we validate all your supplier invoices to check for errors or missing information. Check out what we are currently working on for you
- **Data issues** – our systems trawl half hourly data files every night to flag up areas that need addressing. Check out what issues we are currently resolving for you

You can also access the Net Zero Club from the dashboard, either to find out more about starting a journey to net zero or to log into the Net Zero Club portal.

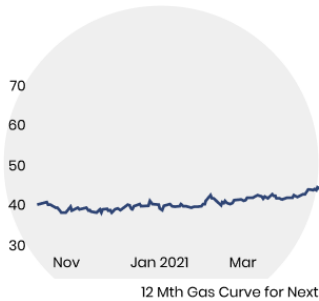


What's on the dashboard in more detail



Meters held in CECIL

You are able to see all your meters and drill down to the minutest detail: filtering by site, by utility, by supplier or by supply address.



Contract management centre

You can access details of all supply contracts you have in place, both current and historical, together with details of which sites and meters were included in each. You can view price trends and movements, with access to show you how these might directly impact your business on the date each of your supply contracts are next due for renewal.



Spend analysis

Compare your total spend across all utilities year on year, as well as break this down by site or utility, and across whichever groupings you want to set up.



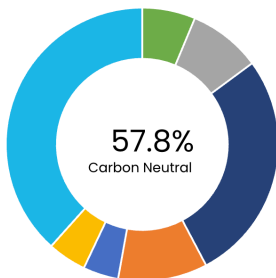
Supplier invoice centre

All your energy and water supply invoices stored in one place with the ability to view and export copies of whatever you need to see. You can apply filters to sort by site, utility, date, value, etc. and even search for a specific invoice using any of these criteria. Perfect for an accounts team to quickly solve problem with missing paperwork.




Meter data centre

This is where you drill down into usage detail, with far more information than is shown on your supply invoices. View consumption by day, week, month or year and even flag specific sites as ones to keep an eye on.



Carbon intensity

Check the carbon intensity and generation mix by region from the National Grid, updated hourly.



Support centre

This is where you will find the contact details for your team at Control Energy Costs, as well as all the supplier emergency contacts and our information hub.

Meter data centre reporting

In the meter data centre, you have access to a whole range of reports for electricity, gas and water. You have the option to display your data in tables or charts, whichever you prefer.

Compare sites that have the same facilities and opening hours, pick out any differences and address them. You also select what data

is include in the reports, simply by clicking include or remove to create favourite reports.

The standard reports cover daily, weekly, monthly and annual time periods, as well as exception alerts, the ability to make site by site comparisons and export consumption data.

Sub meters

If you have installed, or are considering installing sub meters, CECIL will provide all the reporting you require to provide information to your tenants or facilities team.

Sub meters are an excellent way of providing energy bills to sub-tenants based on precise consumption data, rather than simply

apportioning a share of the total bill from the main fiscal meter.

You can also use sub meters to monitor the usage patterns of specific areas within a single building or across a business site, or individual appliances and machinery to optimise efficiency.

We operate a standard traffic light system throughout CECIL to highlight issues



Whatever your requirement, you will have access to all the data you need in CECIL



Please get in touch to find out more about how we
can help you better manage your energy.

01737 556631

sales@cec.uk.com | cec.uk.com/cecil

Control Energy Costs Ltd, Kingsgate, 62 High Street, Redhill RH1 1SH

INVESTORS IN PEOPLE™
We invest in people Standard

The Control Energy Costs logo is a registered trademark